

The background features a series of concentric, overlapping curved lines in shades of gray, creating a sense of motion and depth. A large, solid red shape, resembling a speech bubble or a callout box, is centered on the page. It has a rectangular top and a pointed bottom, with a smaller rectangular section at the very top.

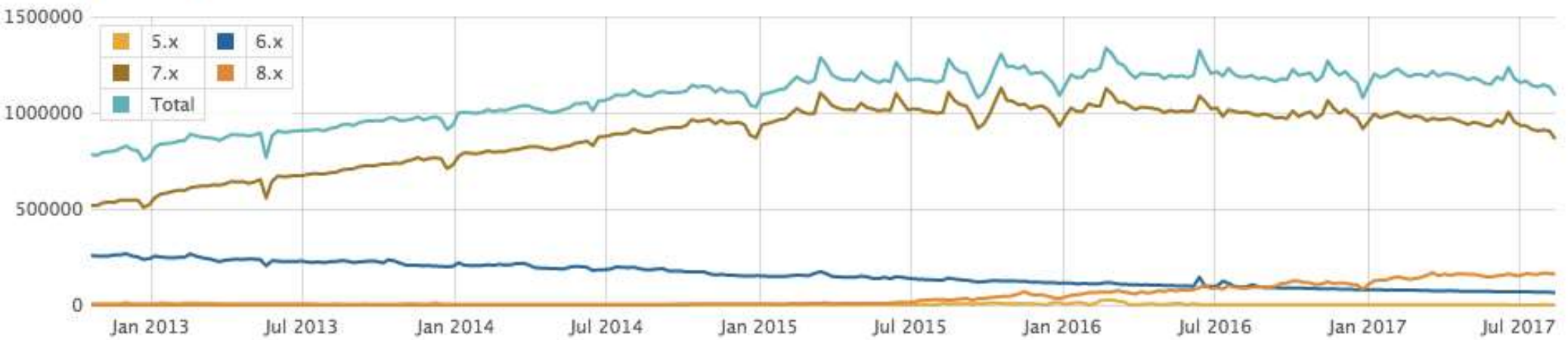
# Drupal In An Hour

Brian Pichman | Director of Strategic Innovation | Evolve Project

# What is “Drupal”

- **Drupal** is free, open source software that can be used by individuals or groups of users -- even those lacking technical skills -- to easily create and manage many types of Web sites. The application includes a content management platform and a development framework.
  - [searchmicroservices.techtarget.com/definition/Drupal](https://searchmicroservices.techtarget.com/definition/Drupal)

## Weekly project usage



Week	5.x	6.x	7.x	8.x	Total
August 13, 2017	976	64,261	862,867	161,747	1,089,851
August 6, 2017	1,025	66,077	904,481	162,910	1,134,493
July 30, 2017	1,252	67,487	909,850	166,300	1,144,889
July 23, 2017	1,059	67,407	905,740	159,465	1,133,671

38,351 Modules  
2,510 Themes

<https://www.drupal.org/project/usage/drupal>

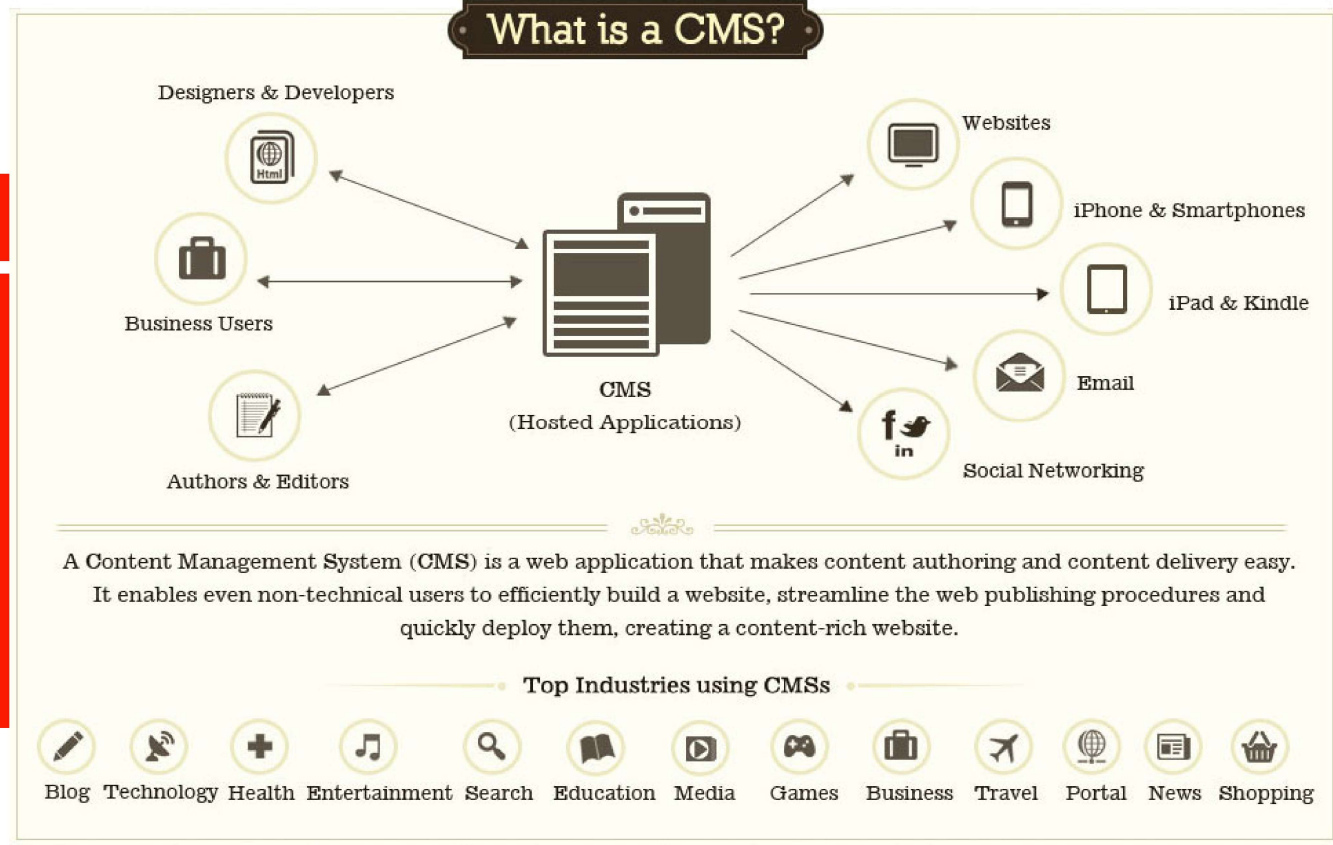
# Free Like Kittens



- "Free" means
  - You will need to either pay someone to install/setup or use your own time.
  - You will need to pay/self maintain and update the site
  - You will need a hosting provider

# CMS

Content Management System



<http://quickenwebsites.com/cms-vs-non-cms-websites-finding-your-perfect-match/>

# Drupal Framework

- Themes add the color, layout, and design to your site

- Modules are like plugins and they add additional functionality to your site.

Themes

Modules

Nodes

Blocks

- Content for your site – anything from pages to pictures to a price

Containers of content for your site.

# Themes

- Free “Core Themes” are available for download at [https://www.drupal.org/project/project\\_theme](https://www.drupal.org/project/project_theme)
- Paid “Themes” can be purchased at <https://themeforest.net/category/cms-themes/drupal>

“There’s a  
module for it”

#	Project	Aug 13, 2017
1	Drupal core	1,089,851
2	Chaos tool suite (ctools)	847,073
3	Views	844,349
4	Token	785,961
5	Pathauto	677,779
6	Libraries API	647,717
7	Entity API	580,964
8	jQuery Update	492,544
9	Administration menu	477,882
10	Webform	468,932
11	Date	446,050
12	IMCE	427,653
13	CKEditor - WYSIWYG HTML editor	389,004
14	Google Analytics	368,748
15	Metatag	340,222
16	Link	338,953
17	Module Filter	323,623
18	Wysiwyg	319,923
19	Rules	284,568
20	Entity reference	284,138
21	Backup and Migrate	282,789
22	Features	280,305
23	Field Group	277,099



Favorite Modules

Views

- Allows you to query specific content into a “page” or a “block”. Think of Views as a way to manipulate a specific type of content and how that content should be displayed differently.

Displays

Page\* Attachment + Add edit view name/description

Page details

Display name: Page view page

TITLE  
Title: None

FORMAT  
Format: Table | Settings

FIELDS  
Content: Title (Title) add  
(author) User: Name (Author)  
Content: Updated date (Last update)

FILTER CRITERIA add

SORT CRITERIA add

PAGE SETTINGS  
Path: /glossary  
Menu: Normal: Glossary  
Access: None

HEADER add

FOOTER add

PAGER  
Use pager: Full | Paged, 36 items

Advanced

CONTEXTUAL FILTERS add  
Content: Title

RELATIONSHIPS add  
Content: Author

NO RESULTS BEHAVIOR add

EXPOSED FORM  
Exposed form in block: No  
Exposed form style: Basic | Settings

OTHER  
Machine Name: page  
Comment: No comment

What to select & filter

How to format & display

Favorite Modules

Pathauto

- The Pathauto module automatically generates URL/path aliases for various kinds of content (nodes, taxonomy terms, users) without requiring the user to manually specify the path alias. This allows you to have URL aliases like */category/my-node-title* instead of */node/123*. The aliases are based upon a "pattern" system

#### ▼ CONTENT PATHS

Default path pattern (applies to all content types with blank patterns below)

Path alias for articles

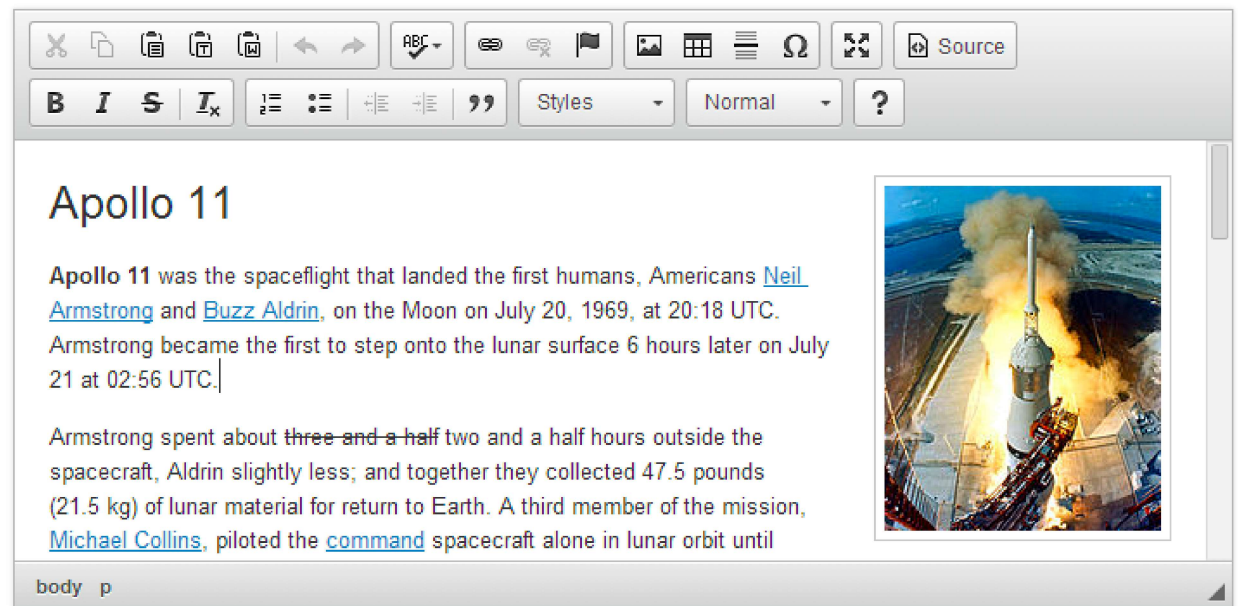
Pattern for all Article paths

Pattern for all Basic page paths

- This HTML text editor brings many of the powerful WYSIWYG editing functions of known desktop editors like Word to the web

Favorite Modules

CKEditor




The screenshot displays the CKEditor interface. The top toolbar includes icons for undo, redo, bold, italic, strikethrough, bulleted list, numbered list, link, unlink, source, and help. Below the toolbar, the text area contains the following content:

## Apollo 11

Apollo 11 was the spaceflight that landed the first humans, Americans [Neil Armstrong](#) and [Buzz Aldrin](#), on the Moon on July 20, 1969, at 20:18 UTC. Armstrong became the first to step onto the lunar surface 6 hours later on July 21 at 02:56 UTC.

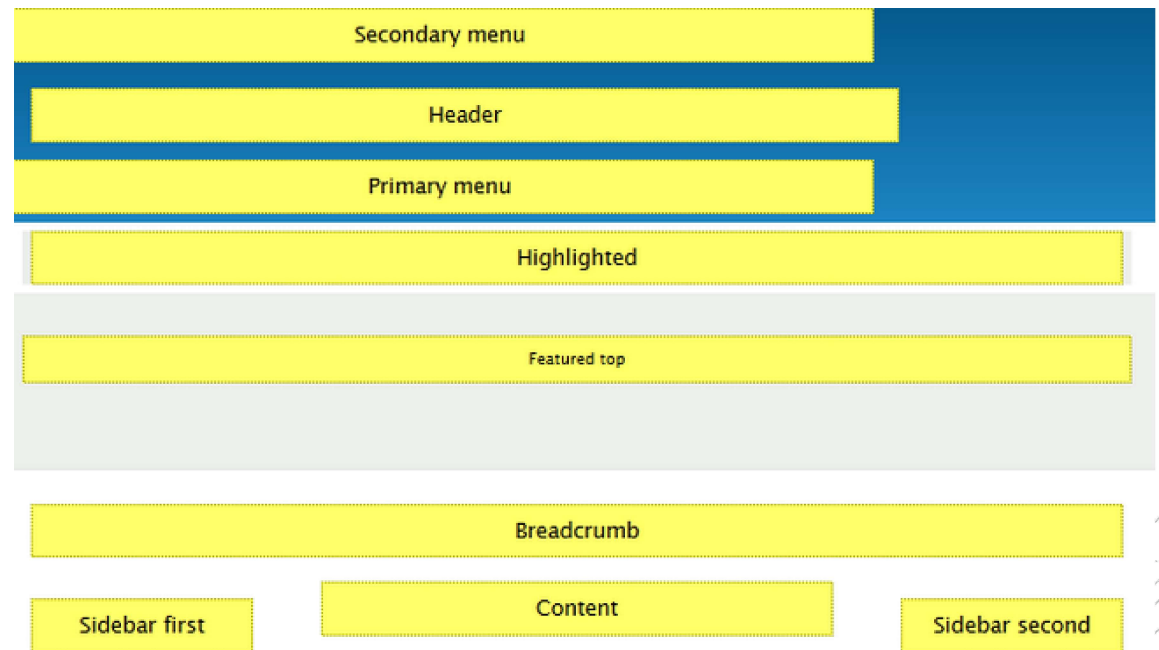
Armstrong spent about ~~three and a half~~ two and a half hours outside the spacecraft, Aldrin slightly less; and together they collected 47.5 pounds (21.5 kg) of lunar material for return to Earth. A third member of the mission, [Michael Collins](#), piloted the [command](#) spacecraft alone in lunar orbit until

body p



# Blocks

- Build static/dynamic content and have it display on specific types of pages in specific regions on a site that is defined through a theme.





# Nodes

- Node is anything that is content – whether that be a picture, page, sound, etc.
- You can create and define your own types of content through Drupal
  - Page
  - Article
  - Event
  - Recipes
- You define what that content should contain – every field you choose is considered a “node”

# Taxonomy

- Metadata!
- Create your own groups/categories for content – allow for filtering or searching on your site.
  - This is great if you are using Views



The background features a series of concentric, curved lines in shades of gray, some solid and some dashed, creating a sense of motion or a signal. A prominent red callout box is centered on the page, containing the main title and subtitle.

# Getting Started

The Installation Way

# Requirements



## Hard Drive Space

- Disk space for running/saving files



## Database

- MySQL (at least 5.0)



## PHP

- PHP 5.2.5 or higher (5.4 or higher recommended).



## Web Server

- Running Apache at least 2.0



# Installation

- **To download Drupal and copy it to your Web Server:**
  - Using your web browser, navigate to <http://drupal.org/project/drupal>.
  - You will need to have a database created ahead of time.
  - From the location on your webserver you uploaded Drupal installation files too, access it via the web and follow the prompts:

## Select an installation profile



- Standard**  
Install with commonly used features pre-configured.
- Minimal**  
Start with only a few modules enabled.

Save and continue

### Choose profile

- Choose language
- Verify requirements
- Set up database
- Install profile
- Configure site
- Finished

## Database configuration



### Database type \*

- MySQL, MariaDB, or equivalent
- PostgreSQL
- SQLite

The type of database your Drupal data will be stored in.

### Database name \*

The name of the database your Drupal data will be stored in. It must exist on your server before Drupal can be installed.

### Database username \*


### Database password

### ADVANCED OPTIONS

- ✓ Choose profile
- ✓ Choose language
- ✓ Verify requirements

### Set up database

- Install profile
- Configure site
- Finished



- ✓ Choose profile
- ✓ Choose language
- ✓ Verify requirements
- ✓ Set up database
- ✓ Install profile
- **Configure site**
- Finished

#### SITE INFORMATION

**Site name \***

**Site e-mail address \***

Automated e-mails, such as registration information, will be sent from this address. Use an address ending in your site's domain to help prevent these e-mails from being flagged as spam.

#### SITE MAINTENANCE ACCOUNT

**Username \***

Spaces are allowed; punctuation is not allowed except for periods, hyphens, and underscores.

**E-mail address \***

**Password \***

**Confirm password \***

Password strength: \_\_\_\_\_

continue

The background features a series of concentric, overlapping curved lines in shades of gray, creating a sense of motion and depth. A prominent red shape, resembling a speech bubble or a callout box, is centered on the page. It has a rectangular top section and a larger, rounded bottom section with a pointed tip pointing downwards.

# Test Spins

Live Demos!

[Simplytest.me](https://Simplytest.me)

A red speech bubble graphic with a white outline, containing the text "Questions?".

Questions?

- Email: [Bpichman@evolveproject.org](mailto:Bpichman@evolveproject.org)
- Twitter: @Bpichman
- [www.evolveproject.org](http://www.evolveproject.org)