

PPE Use for Library Staff

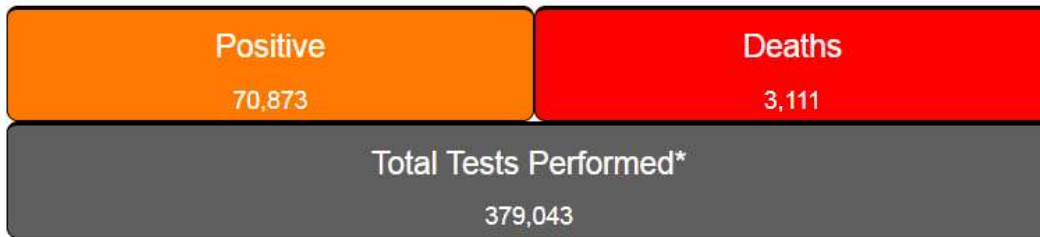
Allison Folkerts, MPH, MLS, CIC
Director, Quality and Patient Safety

May 8th, 2020

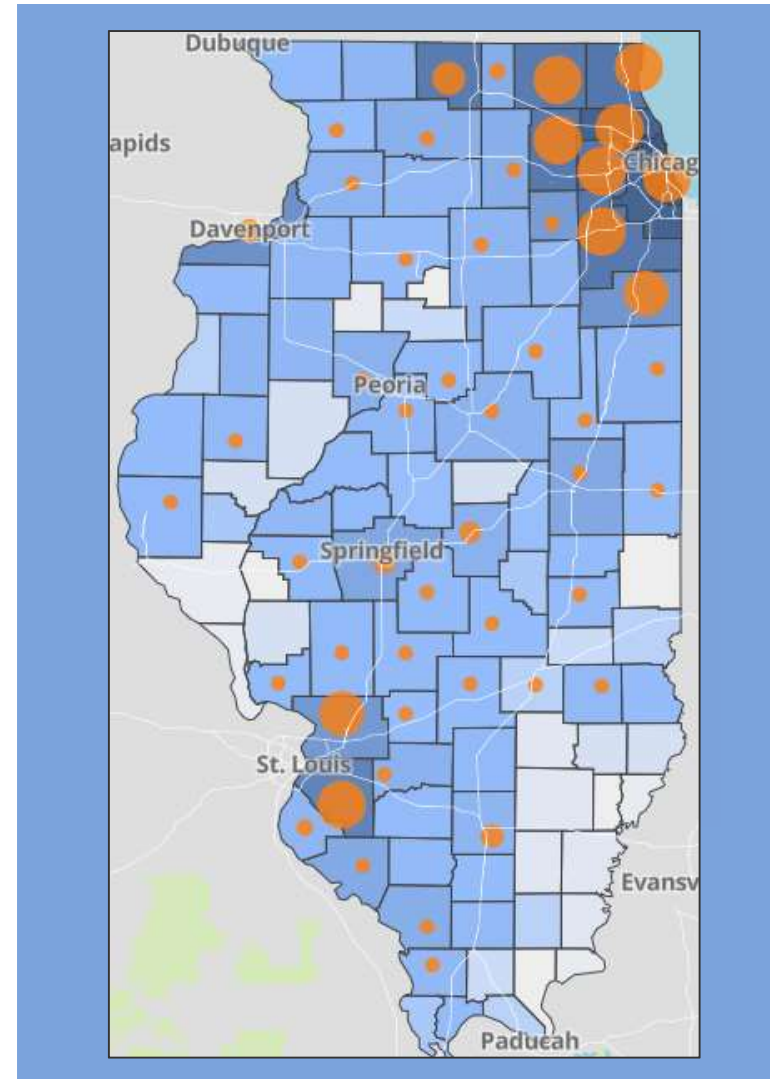


COVID-19 Situational Update

As of May 7th, 2020:



- On May 5th, 2020 Governor Pritzker released the 5-phase “Restore Illinois” plan.



PERSONAL PROTECTIVE EQUIPMENT

Use of Masks/Face Coverings

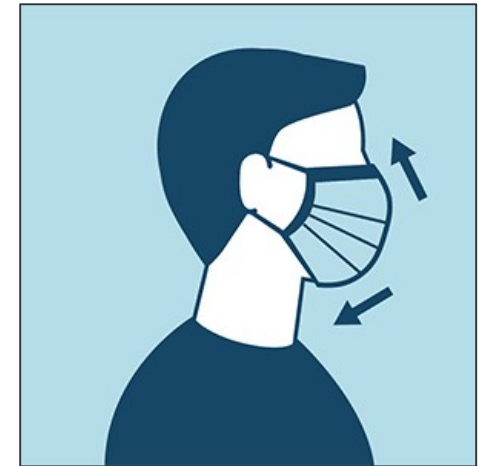
The IDPH recommends that everyone wear a mask or cloth face coverings in the community setting.



Type of Mask	Setting	Protective Factors
N95 Respirator	Healthcare	Filters out 95% of airborne particles
Surgical/Procedural Masks	Healthcare	Filters out large particles in the air, protects others in case the wearer has the virus
Cloth Mask/Face Covering	Non - Healthcare	Protects others in case the wearer has the virus

How to Safely Wear a Mask

- 1 Clean your hands before putting the mask on
- 2 Place the mask over the mouth and nose
- 3 Secure straps tightly
- 4 Do not touch the front of the mask
- 5 Remove the mask by the straps
- 6 Clean your hands after taking the mask off
- 7 Store the mask in a clean place between uses



Cloth Face Coverings

- *Cloth face coverings should:*
 - fit snugly
 - be secured with ties or ear loops
 - include multiple layers of fabric
 - allow for breathing without restriction
 - be able to be laundered and machine dried without damage or change to shape
- *Wash the cloth face covering regularly*
 - Hot wash, hot dry cycle



Use of Gloves

- Unlike face masks, gloves are not recommended for use by the general public
- Gloves should be used while cleaning and disinfecting surfaces or while handling potentially contaminated materials
- Glove use is not a substitute for performing hand hygiene
- Changes gloves if they become ripped or torn and remove carefully to prevent contamination



Safely Removing Gloves

Step 1.



Step 2.



Step 3.



Step 4.



HAND HYGIENE

Hand Hygiene

- Both soap and water and alcohol based hand sanitizer are effective against SARS-CoV-2
- Clean your hands often, including
 - When you arrive at work and before you leave for the day
 - Before eating
 - After using the restroom
 - Before/after putting on/removing mask or gloves



CLEANING AND DISINFECTION

Cleaning and Disinfection

Hard, non-porous surfaces

- Identify high touch surfaces and disinfect them regularly
- Select a disinfectant that is EPA-approved to kill SARS-CoV-2
- Allow the surface to remain wet for the contact time specified on the label

Soft, porous surfaces

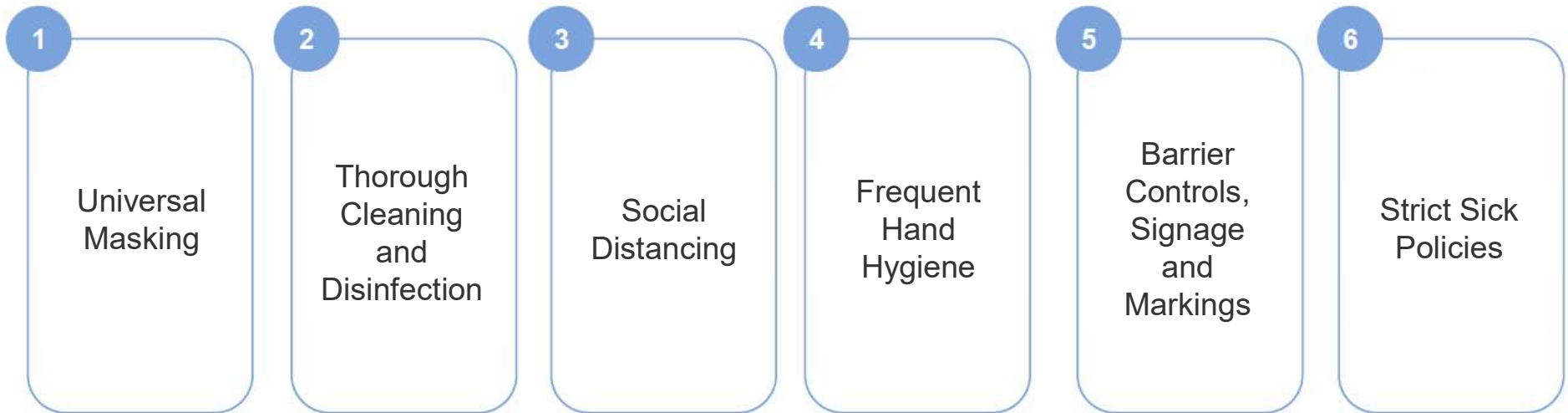
- Limit use of soft, porous objects that are difficult to clean
- Remove visible contamination first with appropriate cleaners
- Select a disinfectant that is EPA-approved to kill SARS-CoV-2

Electronics

- Follow manufacturer's guidance for cleaning and disinfecting
- Consider using wipeable covers on electronics (tablets, keyboards)
- 70% alcohol can be used if manufacturer's guidelines do not recommend a specific product

COVID-19 PREVENTION IN THE WORKPLACE

Reducing the Potential for COVID-19 Exposure in the Workplace



KEY RESOURCES FOR LIBRARIES

Key CDC Reference Documents for Libraries

Interim Guidance for Business and Employers to Plan and Respond to COVID-19

<https://www.cdc.gov/coronavirus/2019-ncov/community/guidance-business-response.html>

Reopening Guidance for Cleaning and Disinfecting Public Spaces, Workplaces, Businesses, Schools and Homes


<https://www.cdc.gov/coronavirus/2019-ncov/community/reopen-guidance.html>

Use of Cloth Face Coverings to Help Slow the Spread of COVID-19

<https://www.cdc.gov/coronavirus/2019-ncov/prevent-getting-sick/diy-cloth-face-coverings.html>

EPA List N: Disinfectants for Use Against SARS-CoV-2

<https://www.epa.gov/pesticide-registration/list-n-disinfectants-use-against-sars-cov-2>



THANK YOU